


(I)(a) Statement showing Shareholding Pattern

Name of the Company : Tamilnadu Petroproducts Limited

Scrp Code, Name of the scrip, class of security : TNPETRO


As on Date : 30-Jun-2013

Partly paid-up shares	No. of partly paid-up shares	As a % of total no. of partly paid-up Shares	As a % of total no. of shares of the company
Held by promoter/promoter group	0	0	0
Held by public	0	0	0
Total	0	0	0
Outstanding convertible securities	No. of outstanding securities	As a % of total no. of outstanding convertible securities	As a % of total no. of shares of the company, assuming full conversion of the convertible securities
Held by promoter/promoter group	0	0	0
Held by public	0	0	0
Total	0	0	0
Warrants	No. of warrants	As a % of total no. of warrants	As a % of total no. of shares of the company, assuming full conversion of Warrants
Held by promoter/promoter group	0	0	0
Held by public	0	0	0
Total	0	0	0
Total paid-up capital of the company, assuming full conversion of warrants and convertible securities	0		




(I)(a) Statement showing Shareholding Pattern

Sr. no.	Category of shareholder	Number of shareholders	Total number of shares	Number of shares held in dematerialized form	Total shareholding as a percentage of total number of shares		Shares Pledged or otherwise encumbered	
					As a percentage of (A+B) ¹ (VI)	As a percentage of (A+B+C) (VII)	Number of shares (VIII)	As a percentage (IX) = (VIII) / (IV) * 100
(I)	(II)	(III)	(IV)	(V)				
(A)	Promoter and Promoter Group²							
(1)	Indian							
(a)	Individuals/Hindu Undivided Family	0	0	0	0.00	0.00	0	0
(b)	Central Government/State Government(s)	0	0	0	0.00	0.00	0	0
(c)	Bodies Corporate	1	15234375	0	16.93	16.93	15234375	100.00
(d)	Financial Institutions/Banks	1	15843751	15843751	17.61	17.61	0	0.00
(e)	Any Other (Total)	0	0	0	0.00	0.00	0	0
	Sub-Total (A)(1)	2	31078126	15843751	34.54	34.54	15234375	49.02
(2)	Foreign							
(a)	Individuals (Non-Resident Individuals/Foreign Individuals)	0	0	0	0.00	0.00	0	0.00
(b)	Bodies Corporate	0	0	0	0.00	0.00	0	0.00
(c)	Institutions	0	0	0	0.00	0.00	0	0.00
(d)	Qualified Foreign Investor	0	0	0	0.00	0.00	0	0.00
(e)	Any Other (Total)	0	0	0	0.00	0.00	0	0.00
	Sub-Total (A)(2)	0	0	0	0.00	0.00	0	0.00
	Total Shareholding of Promoter and Promoter Group (A)= (A)(1)+(A)(2)	2	31078126	15843751	34.54	34.54	15234375	49.02




(B) Public shareholding³								
(1) Institutions								
(a)	Mutual Funds/UTI	17	15800	800	0.02	0.02	N.A.	N.A.
(b)	Financial Institutions/Banks	15	13025	1625	0.01	0.01	N.A.	N.A.
(c)	Central Government/State Government(s)	0	0	0	0.00	0.00	N.A.	N.A.
(d)	Venture Capital Funds	0	0	0	0.00	0.00	N.A.	N.A.
(e)	Insurance Companies	5	4459729	4459429	4.96	4.96	N.A.	N.A.
(f)	Foreign Institutional Investors	0	0	0	0.00	0.00	N.A.	N.A.
(g)	Foreign Venture Capital Investors	0	0	0	0.00	0.00	N.A.	N.A.
(h)	Qualified Foreign Investor	0	0	0	0.00	0.00	N.A.	N.A.
(i)	Any Other (Total)	0	0	0	0.00	0.00	N.A.	N.A.
Sub-Total (B)(1)		37	4488554	4461854	4.99	4.99	N.A.	N.A.
(2) Non-institutions								
(a)	Bodies Corporate	711	7021296	6990546	7.80	7.80	N.A.	N.A.
(b)	Individuals - i. Individual Shareholders Holding Nominal Share Capital Up To >Rs. 1 Lakh.	85342	23904197	18766622	26.57	26.57	N.A.	N.A.
	Individuals - ii. Individual Shareholders Holding Nominal Share Capital In Excess Of Rs. 1 Lakh	227	15955482	15955482	17.73	17.73	N.A.	N.A.
(c)	Qualified Foreign Investor	0	0	0	0.00	0.00	N.A.	N.A.
(d)	Any Other (Total)	3256	7523819	5421993	8.36	8.36	N.A.	N.A.
(d1)	Directors & their Relatives	2	625695	625694	0.70	0.70	N.A.	N.A.
(d2)	Hindu Undivided Families	1000	1637660	1637660	1.82	1.82	N.A.	N.A.
(d3)	Non Resident Indians	2201	3688715	1718290	4.10	4.10	N.A.	N.A.
(d4)	Overseas Corporate Bodies	4	1511325	1379925	1.68	1.68	N.A.	N.A.
(d5)	Shares in clearing Members account	43	37685	37685	0.04	0.04	N.A.	N.A.
(d6)	Trusts	6	22739	22739	0.03	0.03	N.A.	N.A.
Sub-Total (B)(2)		89536	54404794	47134643	60.47	60.47	N.A.	N.A.
Total Public Shareholding (B)= (B)(1)+(B)(2)		89573	58893348	51596497	65.46	65.46	N.A.	N.A.
TOTAL (A)+(B)		89575	89971474	67440248	100.00	100.00	15234375	16.93
(C)	Shares held by Custodians and against which Depository Receipts have been issued	0	0	0	N.A.	0.00	N.A.	N.A.
C1	Promoter and Promoter Group	0	0	0	N.A.	0.00	N.A.	N.A.
C2	Public	0	0	0	N.A.	0.00	N.A.	N.A.
GRAND TOTAL (A)+(B)+(C)		89575	89971474	67440248	N.A.	100.00	15234375	16.93




(I)(b) Statement showing Shareholding of persons belonging to the category "Promoter and Promoter Group"

Sr. No.	Name of the shareholder	PAN of the Shareholder	Total Shares held		Shares pledged or otherwise encumbered			Details of warrants		Details of convertible securities		Total shares (including underlying shares assuming full conversion of warrants and convertible securities) as a % of diluted share capital (XIII)
			Number	as a % of grand total (A) + (B) + (C) (V)	Number	as a percentage (VII) = (VI) / (IV)*100	as a % of grand total (A) + (B) + (C) of sub-clause (I)(a) (VIII)	Number of warrants held (XI)	As a % total number of warrants of the same class (X)	Number of convertible securities held (XI)	As a % total number of convertible securities of the same class (XII)	
(I)	(II)	(III)	(IV)	(V)	(VI)	(VII) = (VI) / (IV)*100	(VIII)	(XI)	(X)	(XI)	(XII)	(XIII)
1	Southern Petrochemical Industries Corporation Limited	AAACS4668K	15234375	16.93	15234375	100.00	16.93	0	0	0	0	16.93
2	Tamilnadu Industrial Development Corporation Limited	AAACT3409P	15843751	17.61	0	0.00	0.00	0	0	0	0	17.61
	TOTAL		31078126	34.54	15234375	49.02	16.93	0	0.00	0	0.00	34.54



l)(c) Statement showing Shareholding of persons belonging to the category "Public" and holding more than 1% of the total number of shares

Sr. No.	Name of the shareholder	PAN of the Shareholder	Number of shares	Shares as a percentage of total number of shares {i.e., Grand Total (A)+(B)+(C) indicated in Statement at para (l)(a) above}	Details of warrants		Details of convertible securities		Total shares (including underlying shares assuming full conversion of warrants and convertible securities) as a % of diluted
					Number of warrants held	As a % total number of warrants of the same class	Number of convertible securities held	% w.r.t total number of convertible securities of the same class	
1	JM Financial Services Pvt Ltd		997391	1.11	0	0	0	0	1.11
2	TPL Employees Welfare Foundation		997831	1.11	0	0	0	0	1.11
3	Harsha Hitesh Javeri		1159600	1.29	0	0	0	0	1.29
4	Hitesh Ramji Javeri		1492049	1.66	0	0	0	0	1.66
5	Nathu Ram Puri		1275600	1.42	0	0	0	0	1.42
6	Purico (IOM) Limited		1377800	1.53	0	0	0	0	1.53
7	Life Insurance Corpn of India		3850404	4.28	0	0	0	0	4.28
8	Shreyans Shantilal Shah		4199057	4.67	0	0	0	0	4.67
	TOTAL		15349732	17.06	0	0.00	0	0.00	17.07



I)(c) Statement showing Shareholding of persons belonging to the category "Public" and holding more than 5% of the total number of shares

Sr. No.	Name of the shareholder	PAN of the Shareholder	Number of shares	Shares as a percentage of total number of shares {i.e., Grand Total (A)+(B)+(C) indicated in Statement at para I)(a) above}	Details of warrants		Details of convertible securities		Total shares (including underlying shares assuming full conversion of warrants and convertible securities) as a % of diluted
					Number of warrants held	As a % total number of warrants of the same class	Number of convertible securities held	% w.r.t total number of convertible securities of the same class	
	TOTAL		0	0.00	0	0.00	0	0.00	0.00

I)(d) Statement showing details of locked-in shares


Sr. No.	Name of the shareholder	PAN of the Shareholder	Number of locked-in shares	Locked-in shares as a percentage of total number of shares {i.e., Grand Total (A)+(B)+(C) indicated in Statement at para I)(a) above}
	TOTAL		0	0.00

II)(a) Statement showing details of Depository Receipts (DRs)

Sr. No.	Type of outstanding DR (ADRs, GDRs, SDRs, etc.)	Number of outstanding DRs	Number of shares underlying outstanding DRs	Shares underlying outstanding DRs as a percentage of total number of shares {i.e., Grand Total (A)+(B)+(C) indicated in Statement at para I)(a) above}
	TOTAL	0	0	0.00

II)(b) Statement showing holding of Depository Receipts (DRs), where underlying shares held by 'promoter/promoter group' are in excess of 1% of the total number of shares

Sr. No.	Name of the DR Holder	Type of outstanding DR (ADRs, GDRs, SDRs, etc.)	Number of shares underlying outstanding DRs	Shares underlying outstanding DRs as a percentage of total number of shares {i.e., Grand Total (A)+(B)+(C) indicated in Statement at para I)(a) above}
	TOTAL		0	0.00



(III) (a) Statement showing the voting pattern of shareholders, if more than one class of shares/securities is issued by the issuer.

Sr. no.	Category of shareholder	Number of Voting Rights held in each class of securities			Total Voting Rights (III+IV+V)	Total Voting Rights i.e. (VI)	
		Class X (III)	Class Y (IV)	Class Z (V)		As a percentage of (A+B) (VII)	As a percentage of (A+B+C) (VIII)
(I)	(II)				(VI)		
(A)	Promoter and Promoter Group²						
(1)	Indian						
(a)	Individuals/Hindu Undivided Family	0	0	0	0	0.00	0.00
(b)	Central Government/State Government(s)	0	0	0	0	0.00	0.00
(c)	Bodies Corporate	0	0	0	0	0.00	0.00
(d)	Financial Institutions/Banks	0	0	0	0	0.00	0.00
(e)	Any Other (Total)	0	0	0	0	0.00	0.00
	Sub-Total (A)(1)	0	0	0	0	0.00	0.00
(2)	Foreign						
(a)	Individuals (Non-Resident Individuals/Foreign Individuals)	0	0	0	0	0.00	0.00
(b)	Bodies Corporate	0	0	0	0	0.00	0.00
(c)	Institutions	0	0	0	0	0.00	0.00
(d)	Qualified Foreign Investor	0	0	0	0	0.00	0.00
(e)	Any Other (Total)	0	0	0	0	0.00	0.00
	Sub-Total (A)(2)	0	0	0	0	0.00	0.00
	Total Shareholding of Promoter and Promoter Group (A)= (A)(1)+(A)(2)	0	0	0	0	0.00	0.00
(B)	Public shareholding						
(1)	Institutions						
(a)	Mutual Funds/UTI	0	0	0	0	0.00	0.00
(b)	Financial Institutions/Banks	0	0	0	0	0.00	0.00
(c)	Central Government/State Government(s)	0	0	0	0	0.00	0.00
(d)	Venture Capital Funds	0	0	0	0	0.00	0.00
(e)	Insurance Companies	0	0	0	0	0.00	0.00
(f)	Foreign Institutional Investors	0	0	0	0	0.00	0.00
(g)	Foreign Venture Capital Investors	0	0	0	0	0.00	0.00
(h)	Qualified Foreign Investor	0	0	0	0	0.00	0.00
(h)	Any Other (Total)	0	0	0	0	0.00	0.00
	Sub-Total (B)(1)	0	0	0	0	0.00	0.00
(2)	Non-institutions						
(a)	Bodies Corporate	0	0	0	0	0.00	0.00
(b)	Individuals - i. Individual Shareholders Holding Nominal Share Capital Up To >Rs. 1 Lakh.	0	0	0	0	0.00	0.00
	Individuals - ii. Individual Shareholders Holding Nominal Share Capital In Excess Of Rs. 1 Lakh	0	0	0	0	0.00	0.00
(c)	Qualified Foreign Investor	0	0	0	0	0.00	0.00
(d)	Any Other (Total)	0	0	0	0	0.00	0.00
	Sub-Total (B)(2)	0	0	0	0	0.00	0.00
	Total Public Shareholding (B)= (B)(1)+(B)(2)	0	0	0	0	0.00	0.00
	TOTAL (A)+(B)	0	0	0	0	0.00	0.00
(C)	Shares held by Custodians and against which Depository Receipts have been issued						
C1	Promoter and Promoter Group	0	0	0	0	0	0
C2	Public	0	0	0	0	0	0
	GRAND TOTAL (A)+(B)+(C)	0	0	0	0	0.00	0.00

